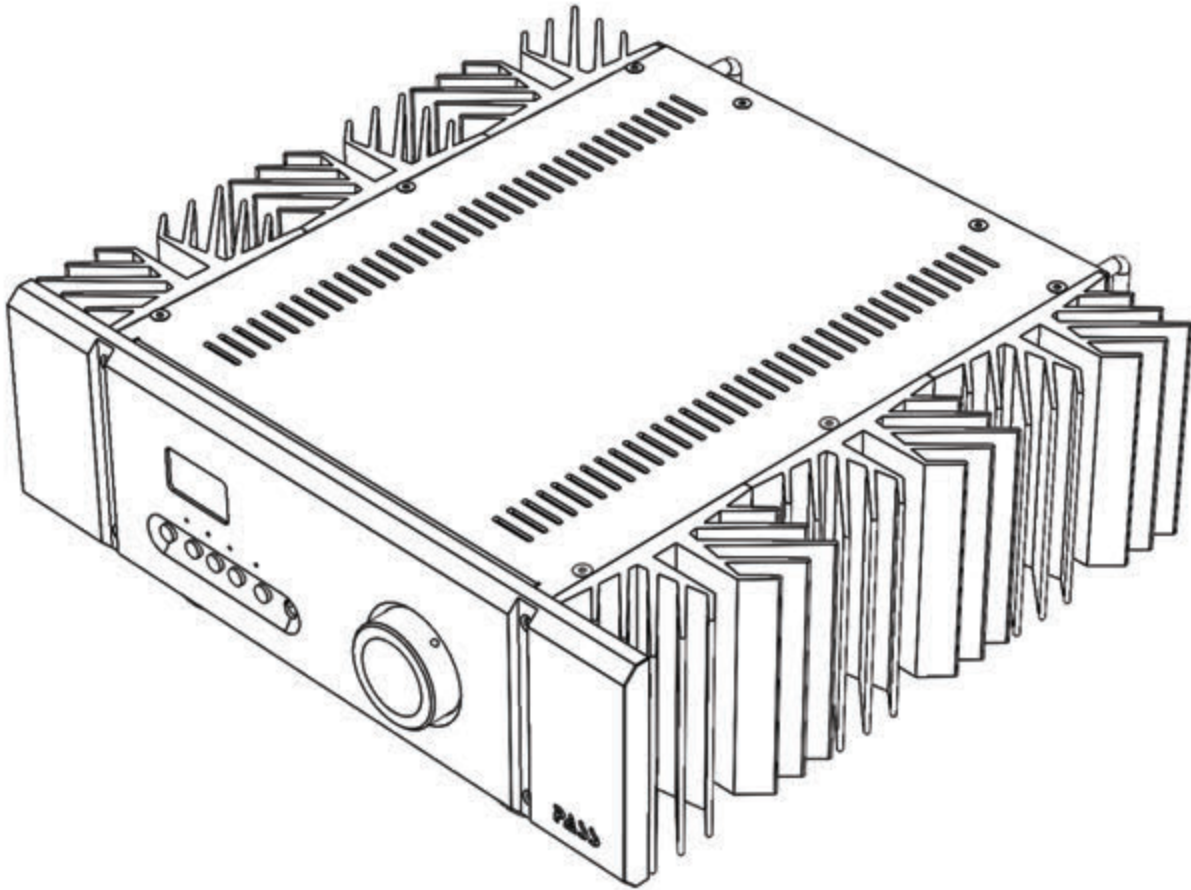


# PASS<sup>®</sup>



INT-25

25W Class A Integrated Amp

## WARNING

### For your protection please read the following:

**Water and moisture:** This device should not be used near water ( as per example, near a bathtub, washbasin, kitchen sink, laundry tub, wet basement or swimming pool ). Care should be taken such that objects do not have the opportunity to fall, and that liquid is never spilled onto or into the device enclosure through openings.

**Power Sources:** This device must be connected to a mains power source in strict accordance with the supplied product owners manual. Please verify that the AC mains voltage specified in the product manual matches those requirements indicated on the unit and the AC voltage provided to your location by the power company. The product **MUST** be connected to a MAINS socket outlet with a protective earthing connection.

**Power Cords:** Pass Labs provides a power supply cord that meets all legislated requirements for the market in which the product was originally sold. If you choose to substitute an after-market product we urge you to choose one that is fully safety rated by the necessary local authority. Power supply cords should be routed so that they are not likely to be walked on, abraded, or pinched by items placed on or against them, paying particular attention to cords where they enter plugs or exit from a device. Never under any circumstance insert a cut or damaged power cord into a mains power socket. Cables should never be connected / disconnected with equipment powered up. Failure to heed this warning may damage or destroy equipment.

**Ventilation:** Power-amplifiers run warm, but you should be able to place your hands on them without discomfort. You must allow for this heat in installation, by providing for free air circulation around the product. Leave a minimum of 6” of space around the amplifier. The ventilation should not be impeded by covering the ventilation openings with items, such as newspapers, table-cloths, curtains, etc.

### **Other Warnings:**

No naked flame sources, such as lighted candles, should be placed on the apparatus; This amplifier is suitable for tropical climates under 2000m and ambient temperatures of 40 degrees C or less.

**Servicing:** To reduce the risk of fire, electrical shock or other injuries, the user should not attempt to service the device beyond that which is described in the operating instructions. All other servicing must be referred to qualified service personnel.

**For Units With Externally Accessible Fuse Receptacle:** Unplug the device from all sources of power before changing or inspecting any fuse. Replace fuse with one of same physical size, type and rating as that specified by the manufacturer for that product.

### **Country Specific Warnings:**

China: For use at altitude 2000m or lower.

Norway: Apparatet må tilkoples jordet stikkontakt.

Sweden: Apparatens skall anslutas till jordat uttag.

Finland: Laite on liitettävä suojakoskettimilla varustettuun pistorasiaan.

Denmark: Apparatets stikprop skal tilsluttes en stikkontakt med jord, som giver forbindelse til stikproppens jord.

## Quick Setup:

### Unpacking your INT-25

The INT-25 is heavy - please make sure you have help to remove the INT-25 from the packing and to place the amp where you want it.

Included in the box are a remote control, power cord and spare fuse. You will need these so don't throw them away with the empty box. In fact you should keep the empty box as well.

Place the amplifier close to where you intend to use it. Just leave enough access so you can connect the inputs and speaker cables.

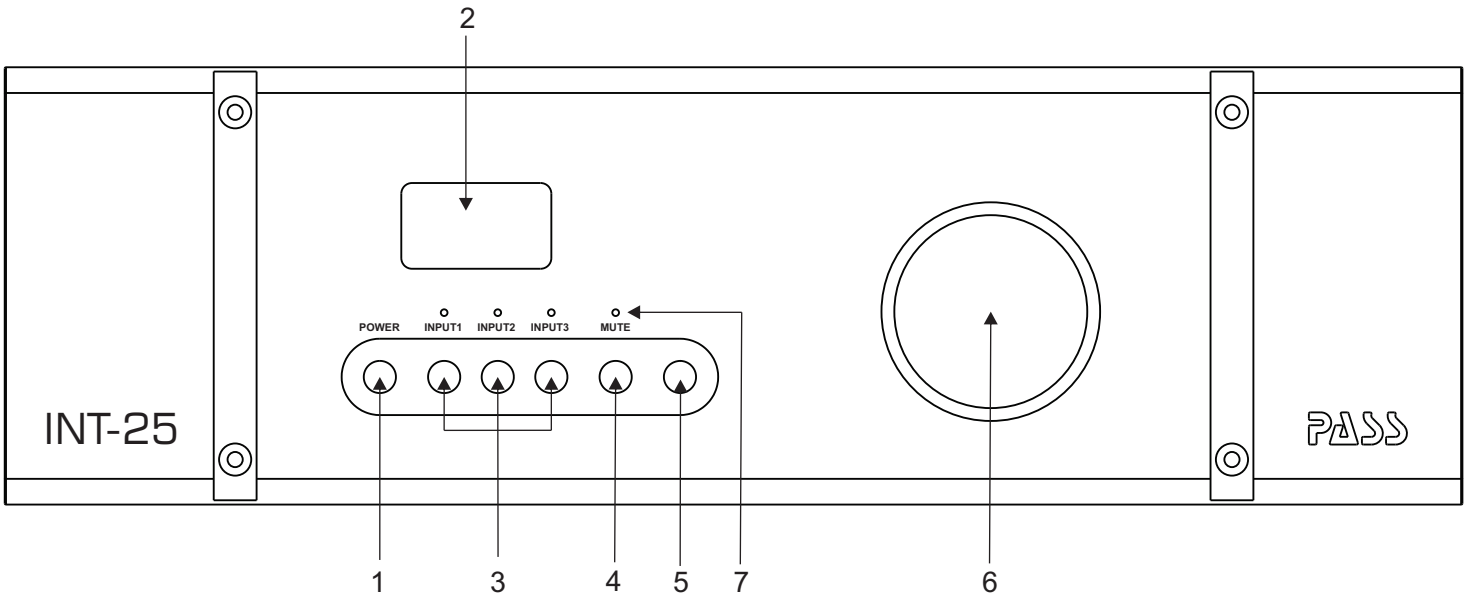
Plug in the amp into the AC. Turn on the AC power switch. At this point you should have the LED display on. Push the "power" button on the faceplate a few times. The amp should cycle on and off (display will come on and go off).

Turn the amp "off" from the faceplate. Now you should be ready to connect your sources and speakers.

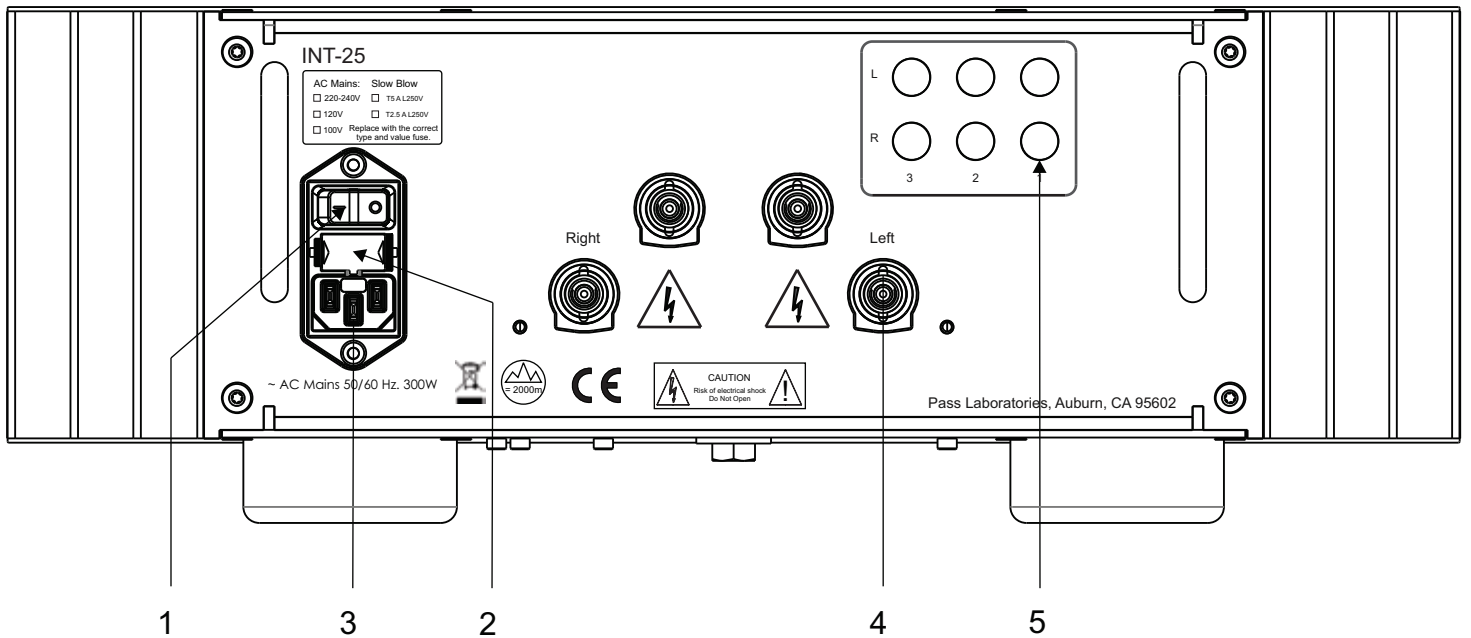
## Quick Connections:

Connect your sources to the inputs. There are three pairs of single-ended inputs.

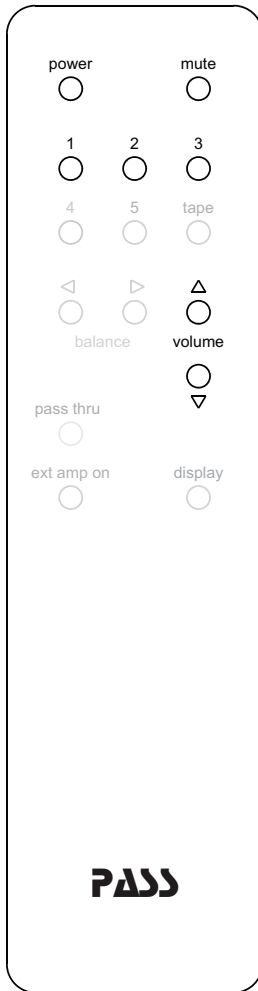
The speaker binding posts can accept spades, banana plugs or bare wire. To ensure a good connection when using banana plugs, make sure the bindposts are all the way in .



- 1. Standby Power button
- 2. Display - shows level
- 3. Input buttons (1 thru 3)
- 4. Mute button
- 5. IR Window
- 6. Volume control
- 7. LED Indicators



- 1. AC Power Switch
- 2. Fuse
- 3. AC Mains Inlet
- 4. Speaker Terminals
- 5. Inputs



**Remote functions:**

- power: Standby ON or OFF
- mute: Mutes the output of the amplifier and preamp
- 1,2,3: Direct input selection
- volume: adjusts the output level

Note: Grayed out functions are not available on INT-25

**Basic Operations:**

**Power on / Off:**  
 Once the INT-25 is turned on from the rear power switch, the INT-25 can switch into standby mode from the front panel power switch or the power button on the remote. In StandBy the INT-25 draws less than 0.5 watts.

**Front Display:**  
 The LED display show volume level in one dB steps, from 0 to 63.

**Input selection:**  
 The inputs can be selected by the Three buttons on the face plate or the input buttons (1-3) on the remote.

**Volume control:**  
 The volume level can be set by using the volume control knob on the face plate of the volume buttons on the remote

**Mute:**  
 The INT-25 can be muted from the front panel or remote. When in MUTE the display shows “00” and the LED above the MUTE button on the faceplate will be on.

**Warranty:**

Please check with the factory authorized distributor in the country where you are purchasing this product for specific warranty information.

All Pass Laboratories products purchased new from an authorized Pass Laboratories dealer in North America are covered by a transferable, limited 3-year warranty. This warranty includes all parts and labor charges incurred at the factory or factory specified repair facility, exclusive of any subsequent or consequential damages. Damage due to physical abuse is specifically excluded under this warranty.

For this warranty to apply the customer is responsible for returning the product unmodified to the factory within the specified warranty period. The customer assumes all responsibility for shipping and insurance to and from the factory or a factory specified repair facility. The conditions and stipulations of this Pass Laboratories warranty only applies to units originally sold new through an authorized dealer. Warranty on factory repair is 60 days and covers only the scope of the original repair.

Non-North America customers should consult with their original Pass Labs dealer or distributor for warranty repair instruction prior to contacting the factory or shipping product to the factory for repair.

Non-North American product must be returned to the country of origin for warranty service. Foreign distributors are only required to offer warranty service on Pass Laboratories product that they have imported, verifiable by serial number.

Please note: Conditions of warranty service and customer rights for product purchased outside the United States may vary depending upon the distributor and local laws. Please check with your local distributor for specific rights and details.

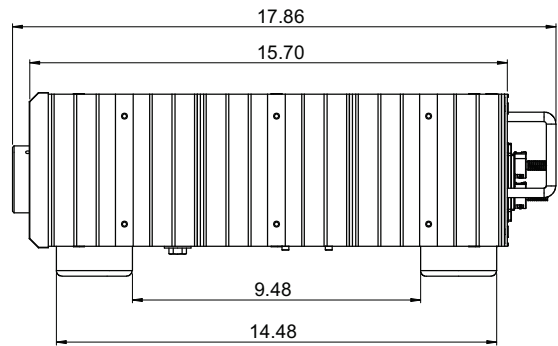
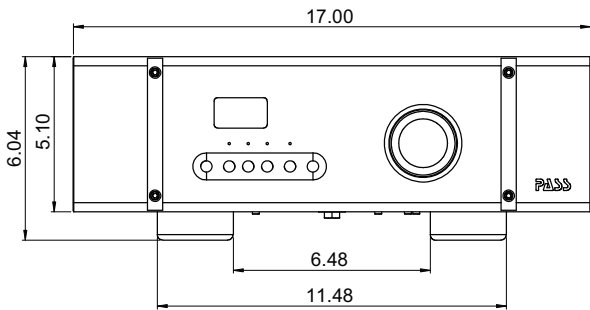
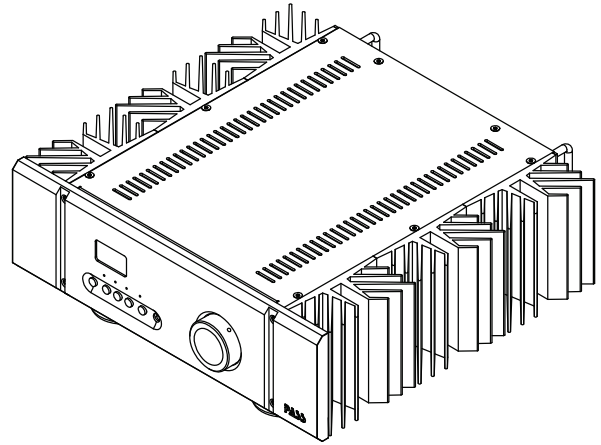
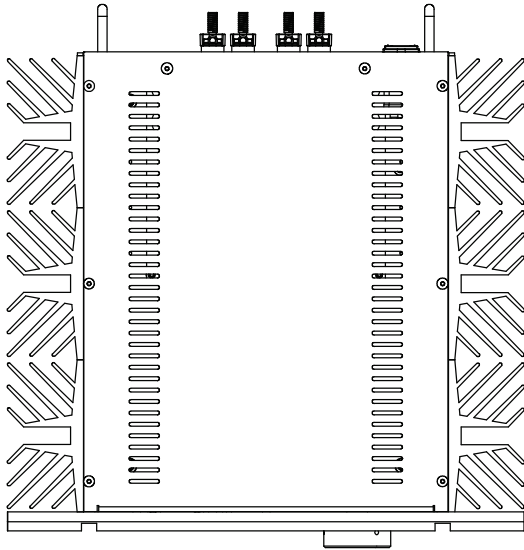
Any modifications to Pass Laboratories products that have not received written factory approval nullify all claims and void all provisions of the warranty and liability by the maker or authorized distributor. Should a modified product be returned to the factory for repair the owner will be required to pay all necessary charges for the repair in addition to those charges required to return the product to it's original configuration.

In the case of safety issues, no product shall be returned to the customer without those safety issues being corrected to the most recent accepted standards.

Removal or alteration of original Pass Labs serial numbers voids the factory warranty. Product with altered or missing serial numbers will be suspect as counterfeit or stolen product.

Pass Laboratories will not repair or in any way indemnify any counterfeit or cloned product.

Pass Laboratories does not offer products in voltages intended for international markets either to authorized Pass Labs dealers or to third parties located in the United States or Canada.



## INT-25

“Pass”, **PASS**, “Pass Labs”, “Pass Laboratories”, “Supersymmetry”, “Aleph”, and “Zen” and are all registered trademarks of Pass Laboratories, Inc., and all rights thereto are protected by law.

Pass Laboratories, 13395 New Airport Rd., Suite G., Auburn, CA 95602

Phone: 530.878.5350, Fax: 530.878.5358, Web: [www.passlabs.com](http://www.passlabs.com)